



WAREHOUSE & INDUSTRIAL WALLS, ANTI-COLLAPSE  
SYSTEMS & MESH SHELVING FOR



# MATERIAL HANDLING AND LOGISTICS



**Protecting People, Property & Processes**

[www.troax.com](http://www.troax.com)



# It's one thing to be a world leader

It's quite another to develop products that really are world leaders

TROAX lightweight yet secure mesh panels have an important job to do: to make an area safe. Our systems are well-planned and carefully developed to cope with great stresses. Feedback from our customers and our skilled employees makes it possible to offer the strongest and most intelligent systems in our sector.



## Three strong market segments

Troax delivers a broad range of high-quality safety solutions all over the world.

TROAX systems are marketed in three market segments: automation and robotics, material handling and logistics, and storage and property protection. By dividing operations up in this way, we can focus completely on the requirements and technical aspects within each market segment.



### Automation and robotics

Today's modern industry with advanced processes places significant demands on safety. In particular, there is a great need for controlled access for authorised personnel. Troax mesh panels are based on a carefully developed modular system that also includes special adaptations.



### Material handling and logistics

TROAX can meet all requirements for storage and security. We are suppliers to all types of industry - from traditional manufacturers that require large-scale flows and volumes through their factories to facilities with high-bay storage and retail storage. We can meet all your requirements and we offer complete solutions.



### Storage and property protection

Whether it's a question of new development or renovation of an existing installation, we are convinced that you will find our products easy to work with. Your unique needs and our creativity have contributed to our constant product development, giving rise to our motto: "Secure storage must be simple".



## Table of contents

Global presence	4-5, 24	Swing door and Sliding doors	18-19
Systems and Accessories	6-7	Panels	20
Example installations	8-9	Information - Locks	21
The broad perspective	10-11	END and Cut profiles	22
Ceiling and Server rooms	12-13	Mesh Shelf Panels	22
Drawings and 3D	14	Customer login	23
Musca Systems	15	Testing	23
Example installations	16-17		



## Sustainable product development

TROAX's own research and development department has been entrusted with continuous optimisation of our products and system solutions.

You should always feel confident with us and our products. This is therefore one of the most important parts of our business and our continued ability to translate ideas into strong products of high quality. All for your safety.

TROAX has an environment-friendly, flexible and streamlined production process. We are certified according to quality management system ISO 9001 and environmental management system ISO 14001, and we work continuously on improvements to our quality and environmental performance.





# Global and Local presence

TROAX is represented in 31 countries, with its own sales companies in 20, and is continually developing its operations on all continents. A global presence that aims to strengthen our position worldwide. We meet your needs through local sales offices backed up by daily deliveries from the world's largest warehouse for mesh panels, TROAX in Hillerstorp, Sweden.

● Sales Office    ● Distribution center    ● Production site



**Int. Head Office:** TROAX AB P.O. Box 89 SE-330 33 Hillerstorp Sweden  
Phone +46 (0)370 828 00 Fax +46 (0)370 824 86  
info@troax.com www.troax.com

## NORTH AMERICA

## SOUTH AMERICA

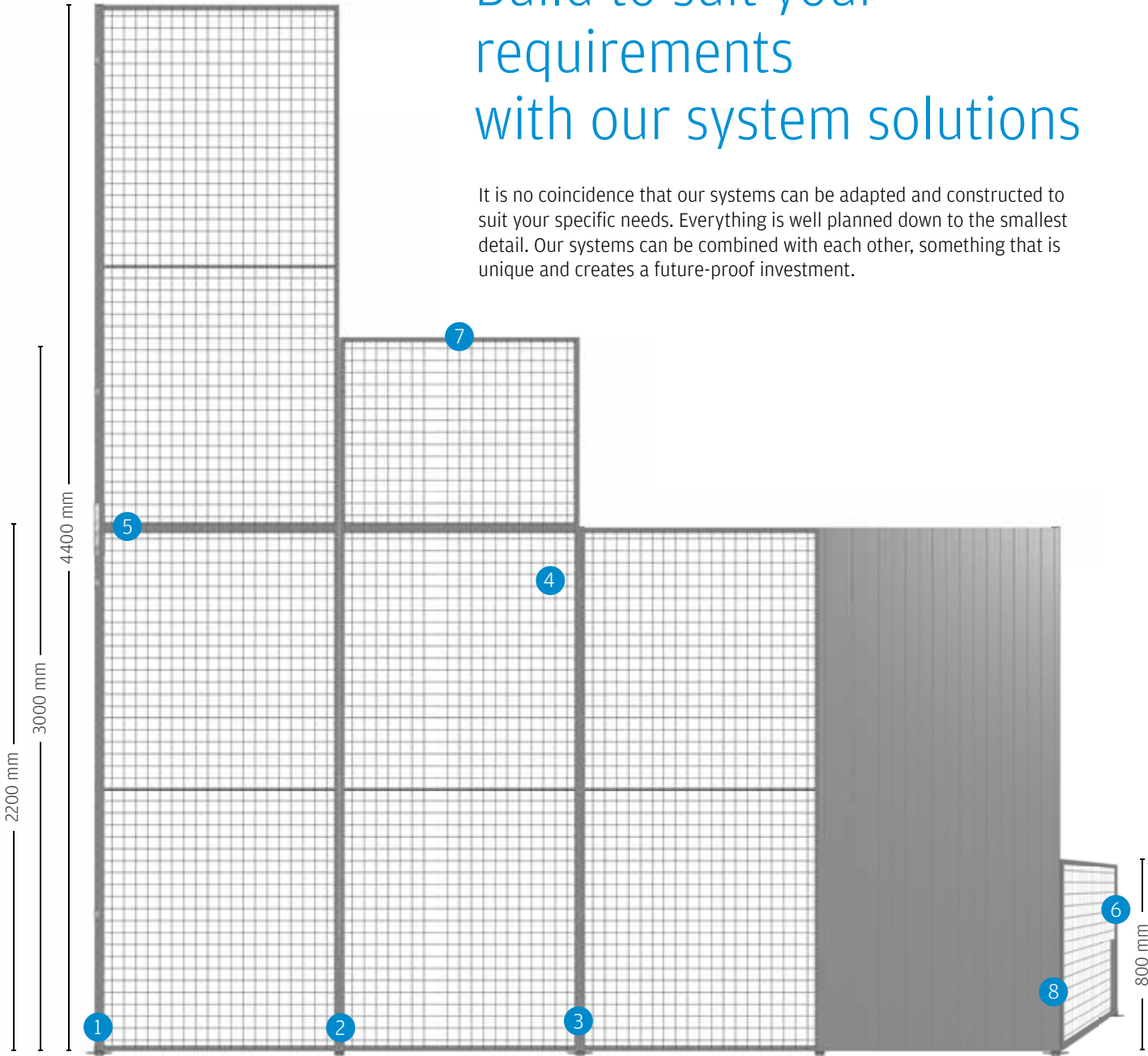
## ASIA

## AFRICA



# Build to suit your requirements with our system solutions

It is no coincidence that our systems can be adapted and constructed to suit your specific needs. Everything is well planned down to the smallest detail. Our systems can be combined with each other, something that is unique and creates a future-proof investment.



## PANEL SYSTEM - CAELUM

Panels	(HxW) mm:	Panels	(HxW) mm:
Panel	2200 x 200*	Panel	800 x 200
Panel	2200 x 300*	Panel	800 x 300
Panel	2200 x 700*	Panel	800 x 700
Panel	2200 x 800*	Panel	800 x 800
Panel	2200 x 1000*	Panel	800 x 1000
Panel	2200 x 1200*	Panel	800 x 1200
Panel	2200 x 1500*	Panel	800 x 1500

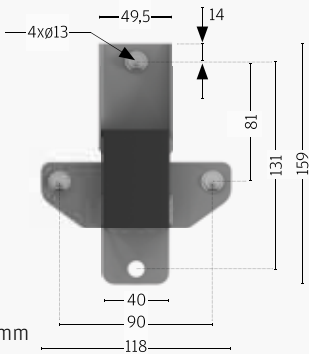
Available in mesh size 50x50 mm  
 \*Available in mesh size 50x50 mm and 100x50 mm

Available in UR and UX design  
 Frame UR: 19x19x1 mm or UX: 30x20x1.25 mm  
 Wire UR: 2.5x2.5 mm or UX: 3.0x3.75 mm

## POST

Post (H) mm
2200, 3000
Tube (H) mm
800
1200
2200

Post  
 60 (D) x 40 (W) x 1.5 (T) mm



# Smart accessories complete the overall picture

All installations are unique. We know that. That's why our smart accessories are developed to meet the demands of our customers and their applications. This ensures that our components and systems work together.



**1 End raising foot UR/UX**  
 Used when fitting in a corner or as an end against a wall.



**2 Raising foot UR/UX**  
 Used on panel joins where there is not a post.



**3 Post**  
 Our posts have a stable design and are the backbone of our systems.



**4 Bracket 60x40 - Post**  
 Locate posts behind panels. Simple to fit resulting in a neat flush finish for the partition.



**5 Extension brackets**  
 A smart solution for taller Caelum walls. Top fixing recommended when building beyond 4400 mm.



**6 END Profile**  
 A flexible solution for adjusting the width of mesh panels on installation with ease. Retains the strength of the system.



**7 Cut profile**  
 An easy to use flexible solution for adjusting the height of mesh panels on installation. Retains the strength of the system.




**8 Corner bracket**  
 With our corner bracket kit, you can easily adjust the angle of the corner up to 180 degrees.







The picture shows a secure storage installation using our Caelum system. The installation required an 11 metre high wall that was attached to the racking end frames. A double sliding door in a single rail was also installed for access.



The picture shows a high-security warehouse system installed using our strongest UX product within the Caelum system. A transfer aisle protects and allows free passage for fork lift trucks.



# The broad perspective

Many of our customers want a complete solution within material handling and logistics, something that we always work hard to fulfil.

A material handling and logistics environment consists of many elements that require attention. We can offer world-leading solutions for the entire logistics flow. Everything from the Troax Box to a large partitioned secure warehouse, combined with a mezzanine for maximum use of space.



**Troax Box** Our boxes are suitable for indoor and outdoor use, as a temporary or permanent solution.



**Hinged doors** We can offer hinged doors in various widths and with a variety of locking options.



**Sliding doors** We can offer sliding doors in various widths and with a variety of locking options.



**Mezzanines** Partitioning mesh walls on a mezzanine protect both materials and people from falling objects.



**Shelves** Our mesh shelves are sturdy and made from steel mesh, which allows easy access for light and water from sprinkler systems, for instance.



**Enclosures** Our Caelum wall system is flexible and can easily be adapted to fit in locations that are difficult to access.




**Ceilings** Our smart mesh ceiling solution allows in light, water from a sprinkler system, for instance, and also provides a good overview. The strong beam ensures a stable and secure ceiling structure.



**Storage units** Our storage solutions can be constructed with mesh panels or all steel panels. If the installation does not reach the building roof, we recommend using mesh ceiling panels.



**Protected area** Areas or products that need to be partitioned are effectively protected by our Caelum modular wall system. Our flexible doors create appropriate access.

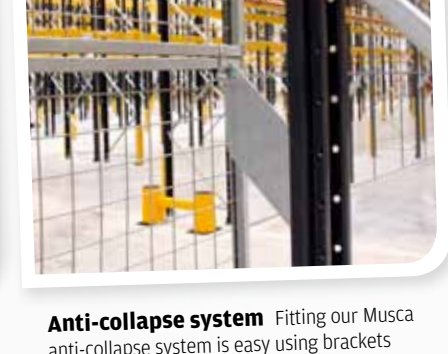


**Truck aisles** In automated warehouses, safety and speed are important factors. The Caelum wall system provides a free route for goods without compromising on the safety of either goods or personnel. Compatible with our Panic Bar evacuation door.

*Photo: Nedcon Magazijnrichting B.V.*



**Aerosol storage** Excellent for storage of products with a risk of explosion. We offer mesh walls with 25x25 mm mesh to suit the particular application.



**Anti-collapse system** Fitting our Musca anti-collapse system is easy using brackets that fit most pallet racking types. The screen prevents pallet spillage.

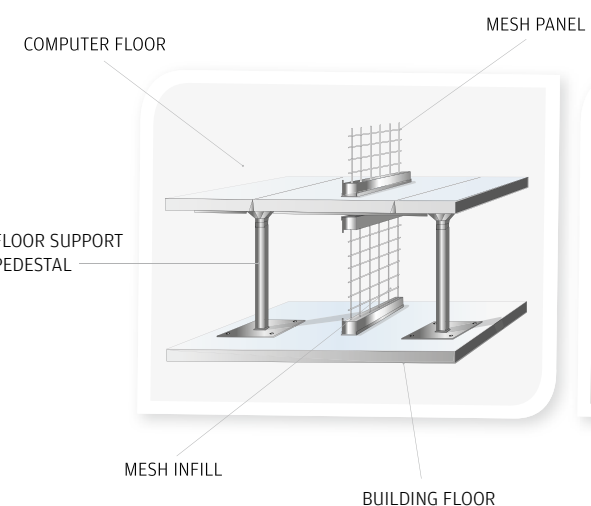




## Secure solutions for server rooms

Our modular systems, with or without mesh ceilings, can be fitted at any height. The mesh panels allow complete air flow circulation and can be adjusted to fit around existing installations and other obstacles. A complete installation with mesh panels or full steel panels are available.

Full steel panels provide greater seclusion. A number of solutions can be used for in fill under computer floors (picture below) and above suspended ceilings.



## Partitioning with mesh walls and ceiling

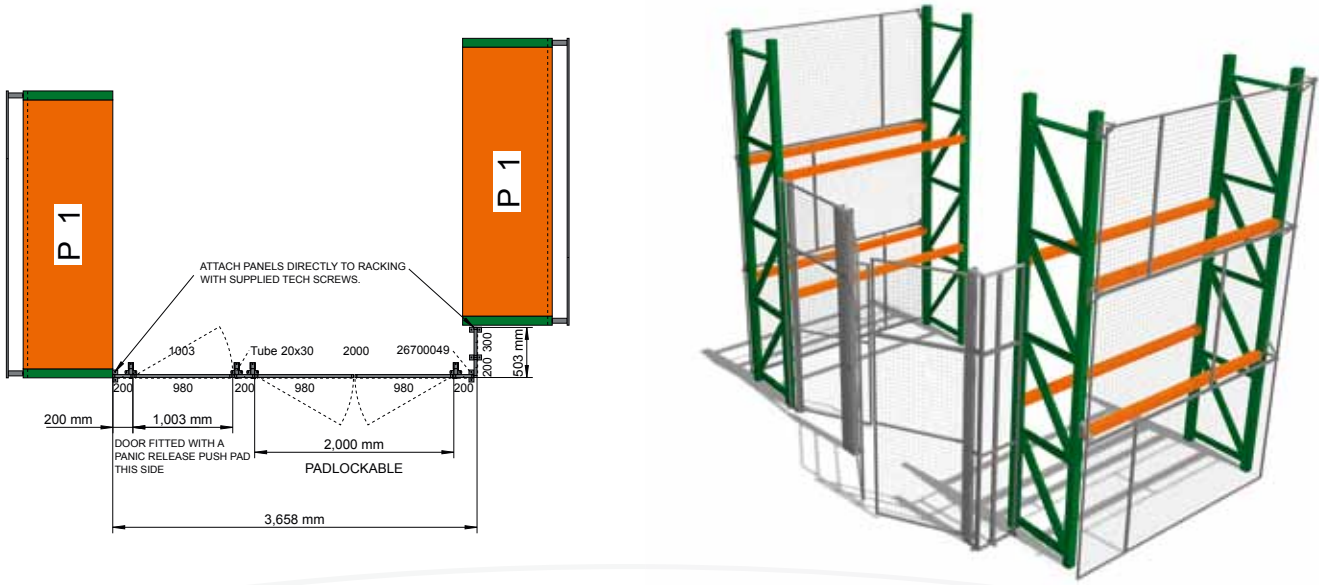
Our mesh panels or All steel panels are an excellent alternative to brick wall installations in cost terms and are an excellent complement to partitioning walls. You can build the wall right up to the existing ceiling or, alternatively, use our mesh ceiling, which provides an excellent overview, access for light and sprinkler systems and prevents unauthorised persons from gaining access.

Our panels are fitted with ease using smart attachments and can be used in most environments. The strong Z beam ensures a stable and secure ceiling structure.

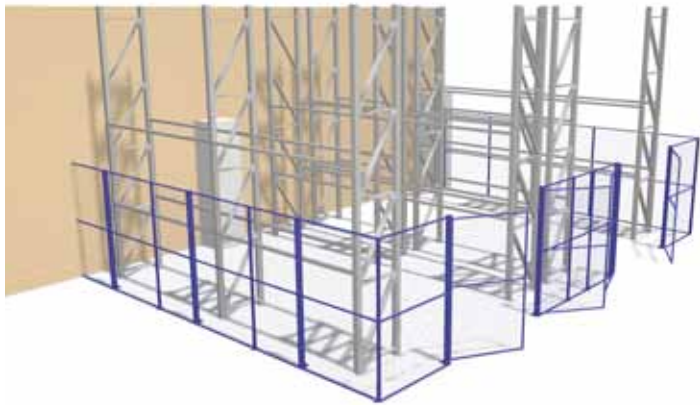
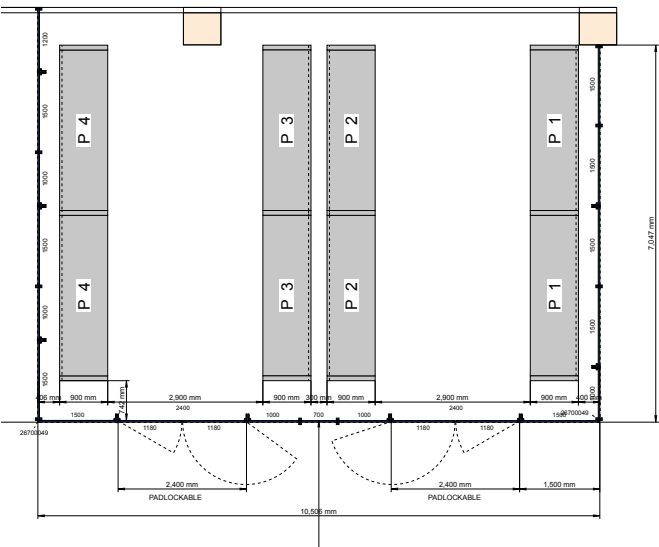


# Drawings and overview in 2D and 3D

We have extensive experience of protecting people and materials in dangerous environments. Our sales staff can easily guide you through the different stages so that the solution we offer meets your needs.



Imagining how a solution may look before the material has been ordered can be difficult. We can solve that problem using our Configura drawing and 3D rendering tool. Even before you order material from us, you can view our proposal via 2D and 3D generated drawings. The decision is easy. The design is done, you know what you are ordering.



# Musca

The Musca anti-collapse system prevents any risk of spillage from pallets in warehouse storage. This is a system that has been created for safe handling and storage of products in a logistics environment.

### MUSCA

Panels	(HxW) mm:
Panel	2200 x 700
Panel	2200 x 1200
Panel	2200 x 1500
Panel	1100 x 700
Panel	1100 x 1200
Panel	1100 x 1500

Available in mesh sizes 50 x 50, 100 x 50 & 25 x 25 mm

### Technical information

Frame: 19 x 19 x 1.0 mm  
Wire: 2.5 x 2.5 mm  
Finish: Powder paint, Grey RAL 7037

Available with hot-dip galvanised finish.

### BRACKET


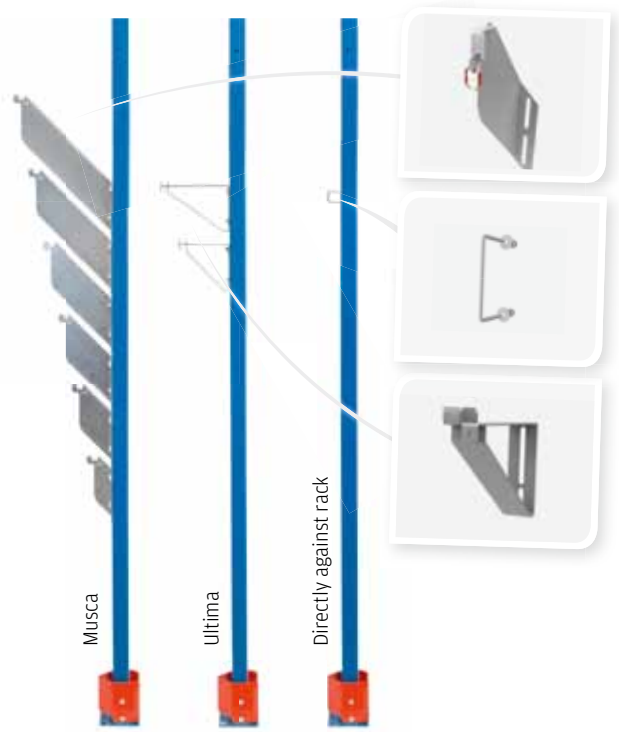
Ultima Bracket
Ultima 150 mm
Ultima 210 mm

### Musca Bracket

Musca 50 mm, pre-galvanised  
Musca 100 mm, pre-galvanised  
Musca 150 mm, pre-galvanised  
Musca 200 mm, pre-galvanised  
Musca 250 mm, pre-galvanised  
Musca 300 mm, pre-galvanised

### Directly against rack

0 mm







The picture shows our Musca anti-collapse system installed in a product warehouse with UR 350 mesh panels with a 200 mm economy stand-off bracket.



Our Caelum post with bracket/attachment providing a flat, even mesh wall on the outside. Provides a stable attachment that can easily be adjusted for height. Damaged panels can easily be replaced.

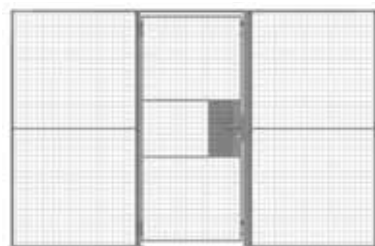




A solution involving our Caelum system that creates safe passage for authorised service and maintenance personnel. Used here with an entrance control system.



The picture shows a secure storage installation using our Caelum system. The installation required an 11 metre high wall with attachment to the existing racking end frames. A double sliding door in a single rail was also installed for access.



### Single hinged Door

We offer hinged doors in various widths with a number of locking options. Choose from Padlock, Assa cylinder, Euro cylinder, Electric strike or Panic Bar.

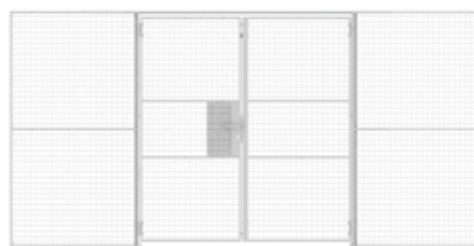
#### Standard dimensions

**Door leaf** Width  
940, 980, 1140, 1180 mm

**Door leaf** Height  
2100 mm

**Door** Width  
1000 mm, 1200 mm

Locking options: Padlock, Assa cylinder, Euro cylinder, Electric strike or Panic Bar.



### Double hinged Door

Of course, we also offer double hinged doors in several widths with a number of different locking options.


#### Standard dimensions

**Door leaf** Width  
940, 980, 1140, 1180 mm

**Door leaf** Height  
2100 mm

**Door** Width  
2000 mm, 2400 mm

Locking options: Padlock, Assa cylinder and Euro cylinder.



### Single Sliding Door (Single rail)

We offer sliding doors in various widths with a number of locking options.

#### Standard dimensions

**Door leaf** Width  
940, 980, 1140, 1180 mm

**Door leaf** Height  
2100 mm

**Door** Width  
900 mm, 1100 mm, 1900 mm, 2900 mm

Locking options: Padlock, Assa cylinder, Euro cylinder and Electric strike.



### Double Sliding Door (Single rail)

Of course, we also offer double sliding doors in several widths with a number of different locking options.


#### Standard dimensions

**Door leaf** Width  
940, 980, 1140, 1180 mm

**Door leaf** Height  
2100 mm

**Door** Width  
1900 mm, 2300 mm

Locking options: Padlock, Assa cylinder and Euro cylinder.



### Double Sliding Door (Double rail)

You can also have your sliding door in a double rail. Perfect when you want to divide a secured space. Available in various widths with a number of different locking options.


#### Standard dimensions

**Door leaf** Width  
940, 980, 1140, 1180 mm

**Door leaf** Height  
2100 mm

**Door** Width  
2x900 mm, 2x1100 mm

Locking options: Padlock, Assa cylinder and Euro cylinder.



### Linear Sliding Door

When you need a door with a clear opening height, you need our Linear Sliding Door. The design is such that no overhead track is required-therefore there is no headroom restriction.

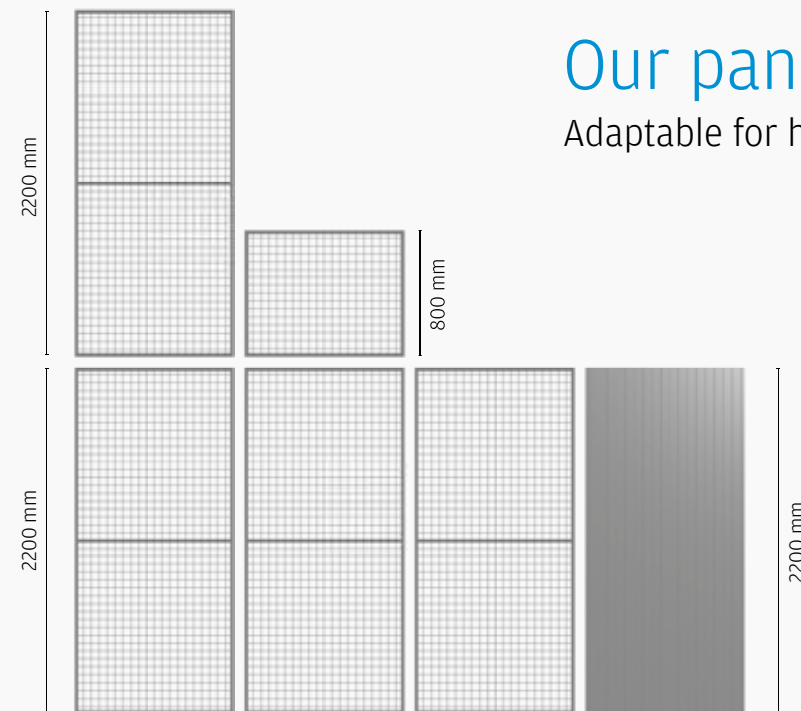
#### Standard dimensions

**Door leaf**  
Height 2100 mm

Opening width: 2800 or 4000 mm  
Construction width: 7200 or 9900 mm

Locking options: Padlock, Assa cylinder and Euro cylinder.





## Our panels

Adaptable for high or low assembly



## Information Panels

Stable and impact-resistant panels to cover all needs



### 50x50

50x50 mm mesh panels are an ideal solution for providing a safe working environment that allows natural light and ventilation.

Tube UR: 19x19x1 mm or UX: 30x20x1.25 mm  
Wire UR: 2.5x2.5 mm or UX: 3.0x3.75 mm

**Heights:** 800 and 2200 mm

**Widths:** 200, 300, 700, 800, 1000, 1200, 1500 mm



### 25x25

25x25 mm mesh panels are adapted for applications that require a high level of safety, such as storing aerosols, or hazardous or high-value goods. The panels allow in natural light and ventilation

Tube UR: 19x19x1 mm Wire UR: 2.5x2.5 mm

**Heights:** 1100 and 2200 mm

**Widths:** 700, 1200, 1500 mm



### 100x50

100x50 mm mesh panels are a lighter alternative to 50x50 mm, but still a perfect solution for providing a safe working environment.

Tube UR: 19x19x1 mm Wire UR: 2.5x2.5 mm

**Heights:** 1100 and 2200 mm

**Widths:** 200, 300, 700, 800, 1000, 1200, 1500 mm



### URSP

UR SP modular full steel panels are ideal for creating storage areas for storing goods out of sight. They are made from profiled steel sheet and are available in a number of different standard widths.

Tube UR: 19 x 19 x 1mm Sheet Steel: 0.7mm

**Heights:** 2200 mm

**Width:** 200, 300, 700, 800, 1000 and 1200 mm

All panels are delivered powder-coated as standard with a grey RAL 7037 finish.

## Component information Locks

Powerful locking options with safety level as the starting point



### Euro cylinder

We offer a number of different Euro cylinders. Contact your seller for more information.




### Assa

We offer a number of different ASSA cylinders. Contact your seller for more information.



### Padlocks

Where cylinder locked doors are not required, you can specify our doors as padlock type. Contact your seller for more information.




### Panic bar

If you need emergency evacuation facilities, then choose our Panic bar door. The door is available as a hinged door with cylinder locking. Contact your seller for more information.

**TROAX®**





## 1 END profile

The END profile is a flexible solution for adjusting the width of the mesh panel while still retaining strength and stability.

## 2 Cut profile

The Cut profile is a flexible solution for adjusting the height of mesh panels.

*END and Cut profile are accessories that are fully compatible with all TROAX mesh panels and systems.*

# myTROAX

**myTROAX** is an online resource with great tools for your everyday work with Troax and our products.



MYTROAX IS  
NOW YOUR TROAX.  
**REGISTER TODAY!**

➤ [troax.com/mytroax](https://troax.com/mytroax)


## Z profile and Drop over mesh shelves

Troax offers two different types of mesh shelves for storage environments, Z profile and Drop over. Both meet insurance requirements, as the water from sprinkler systems can easily penetrate the mesh shelves.



Light is allowed through and dust does not build up in the same way as on a steel shelf. Another example of the benefits of our shelves. Items slide easily on our mesh : the depth wires are always welded on top face of the panel.

The Z profile shelf is positioned between the beams, while the Drop over shelf is laid over the beams. Use a Z profile shelf where the UDL (Uniformly Distributed Load) requirements are high and the light, cost effective Drop over shelf for lower UDL requirements.




## High-quality tests

TROAX has its own research and development department, which continually works to optimise our products and system solutions. All tests are carefully documented and form the basis for our product development.



## Grey increases visibility

TROAX can supply mesh panels and systems in any colour. But the grey colour of our mesh panels and systems is not just chance. The grey colour makes it easy for the eye to see through the panel.



**TROAX®**





**[www.troax.com](http://www.troax.com)**



**Int. Head Office:** Troax AB P.O. Box 89 SE-330 33 Hillerstorp Sweden  
Phone +46 (0)370 828 00 Fax +46 (0)370 824 86 [info@troax.com](mailto:info@troax.com) [www.troax.com](http://www.troax.com)